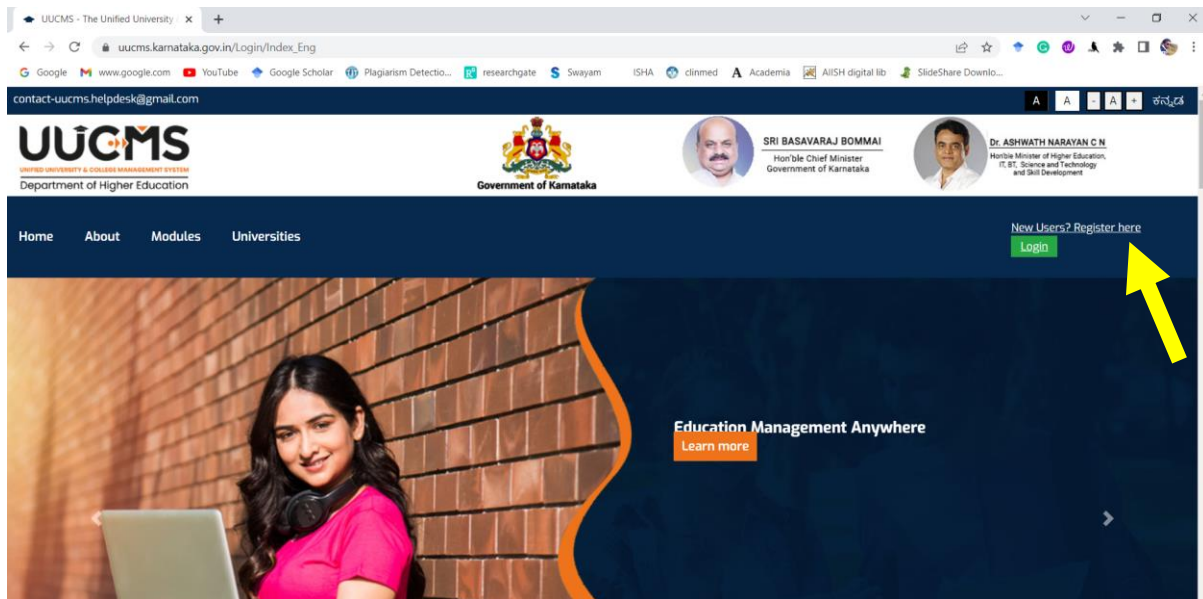


Student registration at UUCMS

1. Go to: <https://uucms.karnataka.gov.in/>
2. Click on: 'New Users? Register here'



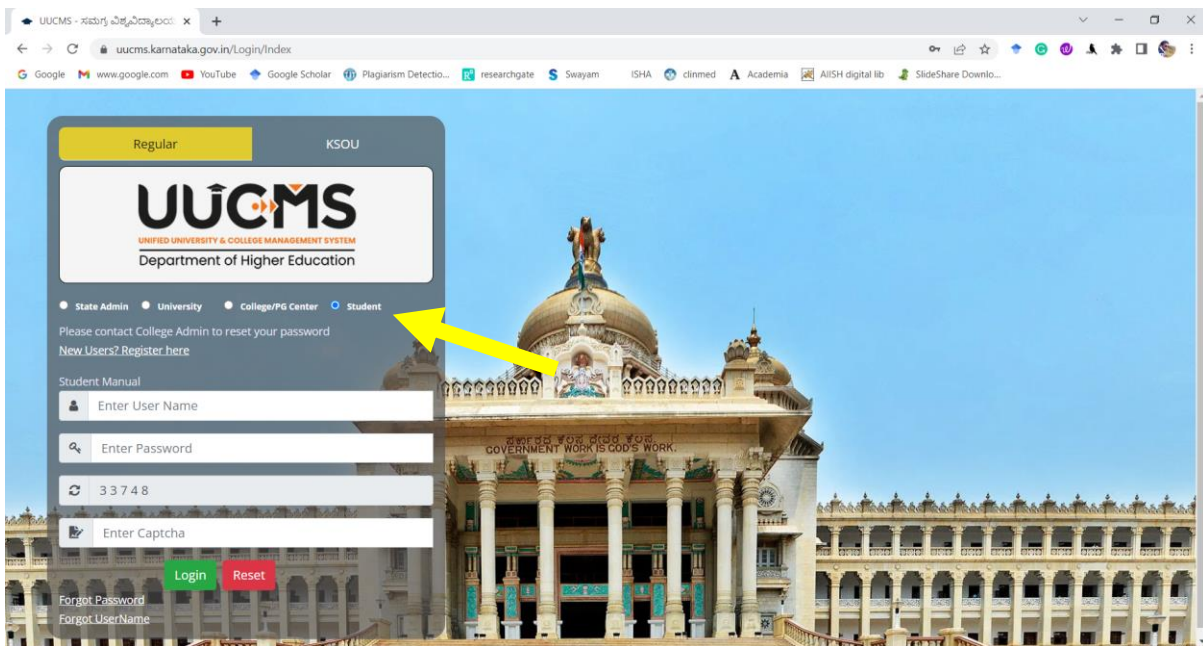
3. Fill all the details (Personal details, Photo & Signature, Category / Special Category, Quota Details, Previous Education Details)

4. After finishing the registration, you will get a ten digit 'candidate ID'.

5. Login here (<https://uucms.karnataka.gov.in/>), using your ID and Password.



6. Enter your ID, password, the captcha (given below) and Don't forget to choose 'student'



7. After logging in, click on create application

The screenshot shows the UUCMS dashboard. At the top, there is a navigation bar with the UUCMS logo and the Government of Karnataka emblem. Below this, a 'Welcome to UUCMS' message is displayed, followed by a 'Create/View Application' button. A green progress bar indicates that the registration progress is 80% complete. A red arrow points to the 'Create/View Application' button. Below the progress bar, a note states: 'Note: For UG Admission progress bar status should be 80%. Once 80% reached please apply for college admission following : Admissions Menu > Create / View Application > Then Apply using Create application'.

The screenshot shows the 'Create / View Existing Application Details' page. A red arrow points to the 'Create Application' button. The page also includes buttons for 'View Existing Application Details' and 'Student Corner'. The navigation bar at the top is consistent with the previous screenshot.

8. Fill all the details, as shown (2022-23, UG, Karnatak University, Bachelor of Audiology and Speech Language Pathology) and submit.

The screenshot shows the 'Create New Application' form. The form contains the following fields: 'Academic Year*' (2022-23), 'Program Level*' (UG), 'University*' (Karnatak University), and 'Program Name*' (Bachelor of Audiology & Speech Language Pathology). A red arrow points to the 'Submit' button at the bottom of the form. The navigation bar at the top is consistent with the previous screenshots.

9. Click on 'Add more'

UUCMS - Unified University Coll... x

uucms.karnataka.gov.in/Admission/StudentApplicationDetails?PmID=2&universityId=6

Home Admissions

Back

Academic Year: 2022-23 Program Level: UG Program Name: Bachelor of Audiology & Speech Language University: Karnatak University


Priority Selection and Submission Preview and Submit

Priority Selection and Submission

View Available Seats

Sl.No	College Name/PG Center Name	Discipline One	Language One	Language Two	Priority	Action
						+ Add more

Preview & Submit



10. Fill all the details (College name - JSSISH, Discipline -BASLP, Languages, Priority) and submit

UUCMS - Unified University Coll... x

uucms.karnataka.gov.in/Admission/StudentApplicationDetails?PmID=2&universityId=6

Home Admissions

Back

Academic Year: 2022-23 Program Level: UG Program Name: Bachelor of Audiology & Speech Language University: Karnatak University

Priority Selection and Submission Preview and Submit

Priority Selection and Submission

View Available Seats

Sl.No	College Name/PG Center Name	Discipline One	Language One	Language Two	Priority	Action
1	JSS Institute of Speech & Hearing , Near Taponvana, Kelageri Road, Dharwar	B.ASLP	English	KANNADA	1	Delete

Preview & Submit

